

The Denim Repair Service Of The Grivec Bros.



'Dry-till-you-die' is the philosophy behind the repair service of Roger & Marcel Grivec: twin brothers, dedicated dry denim aficionados and owners of the Grivec Bros. jeans brand.

In 1989 the 18 year old twins took over Jeans Paleis, the authentic jeans store from their parents, in Chevremont in the very southern part of the Netherlands. "In selling an unwashed product that gets only better with age and wear, it was just a logical step for us to offer expert repair service as well.

So we learned everything we needed to know about fixing a pair of jeans and became highly specialized in repair techniques.



Like 'darning' which provides a very subtle look and is a less noticeable repair. Or the more visible 'patching' repair which uses cloth on the inside for reinforcement. We also do 'Boro' repair, the name comes from the age old Japanese art of mending textiles and is literally translated as rags or scraps of cloth. In this very visible repair, the backside and front-side patching breaks up the indigo and adds more texture to the fade. For prolonging the life of your favorite pair of jeans we use: 1 Pfaff 138-6 (40's), 2 Singer 47W70 (50's), 1 Union Special 43200G (40's), 1 Union Special 43200G Chainstitch (80's), 1 Dürkopp 212-105 (70's) 1 Dürkopp 380-585 (70's) among other sewing machines.



Darning Repair

Almost invisible repair of the holes in your denim by using needle and thread alone.

tear: 0 cm - 2,5 cm € 7,00
tear: 2,5 cm - 5 cm € 15,00
tear: 5 cm - 10 cm € 25,00
tear: 10 cm - 15 cm € 30,00
tear: 15 cm - 30 cm € 45,00



Patching Repair

More visible repair of the holes in your denim with a patch reinforcement and zigzag stitch.

tear: 0 cm - 2,5 cm € 5,00
tear: 2,5 cm - 5 cm € 10,00
tear: 5 cm - 10 cm € 20,00
tear: 10 cm - 15 cm € 30,00
tear: 15 cm - 30 cm € 40,00



Boro Repair

Extra visible needle & patchwork.

tear: 2,5 cm - 5 cm € 20,00
tear: 5 cm - 10 cm € 30,00
tear: 10 cm - 15 cm € 40,00
tear: 15 cm - 30 cm € 50,00



Hemming

Chainstitch Hemming € 20,00

Alterations

We offer tailormade alterations on all jeans brands. Next to this we offer the following free repair services on Grivec Bros. jeans: length shortening, button / rivet replacement and loop fastening. For alterations or complimentary service you do have to visit our shop and bring your jeans along.



Send us your damaged jeans:

- 1 *Please wash your jeans before sending them to us, we will politely refuse any jeans that are not reasonably clean.*
- 2 A **Print & fill out the repair form:**
 - * Use the drawing on the last page to mark the position of the hole.
 - * Make your choice for the kind of repair on the same page.
 - * Make sure to fill out your name, address and e-mail (write clearly).
- B **Package and send your jeans to:**

Grivec Bros.
Sint Pieterstraat 63
6463 CS
Chevremont
Netherlands
- 3 **We will contact you by email with a quote for your repair.**
- 4 **As soon as we get the “go ahead” from you, we will start working on your jeans.**
- 5 **Get your jeans back ready to wear!**

We will send the repaired jeans by POST NL and email you the copy of the POST NL track-and-trace note.



Bring us your damaged jeans:

- 1 *Please wash your jeans before sending them to us, we will politely refuse any jeans that are not reasonably clean.*
- 2 A **Print & fill out the repair form:**
 - * Use the drawing on the last page to mark the position of the hole.
 - * Make your choice for the kind of repair on the same page.
 - * Make sure to fill out your name, address and e-mail (write clearly).
- B **Put the document together with your jeans and drop in.**

Grivec Bros.
Sint Pieterstraat 63
6463 CS
Chevremont
Netherlands

RECEIVED JEANS WHICH DON'T GET AN APPROVAL FOR REPAIRING COSTS CAN BE SENT BACK ON CUSTOMERS' OWN EXPENCES. PLEASE NOTE THAT WE WILL KEEP THE 'UNAPPROVED REPAIRING' JEANS IN STOCK NO LONGER THAN 4 WEEKS. AFTER THIS TIME WE'LL FIX AND HAND THEM OVER TO THE DUTCH CHARITY 'DE KLEDINGSBANK'.



Contact Info

name

street + number

zip code:

city:

country:

phone:

e-mail:

Mark The Position Of The Damage



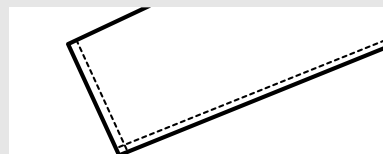
Choose Your Repairstyle

Darning Repair
almost invisible


Patching Repair
more visible

Boro Repair
very visible

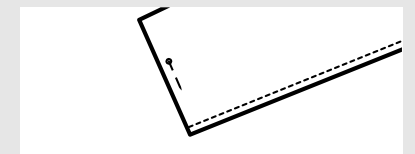
Shorten The Legs Of My Jeans With A Chainstitch Hemming



Step1 Tuck the bottom of your jeans inside your leg to the length you require.



Step 2 Push a needle through the new seam to hold jeans in place.



Step 3 Send us your jeans with tucked leg and needle plus the completed contact infosheet.